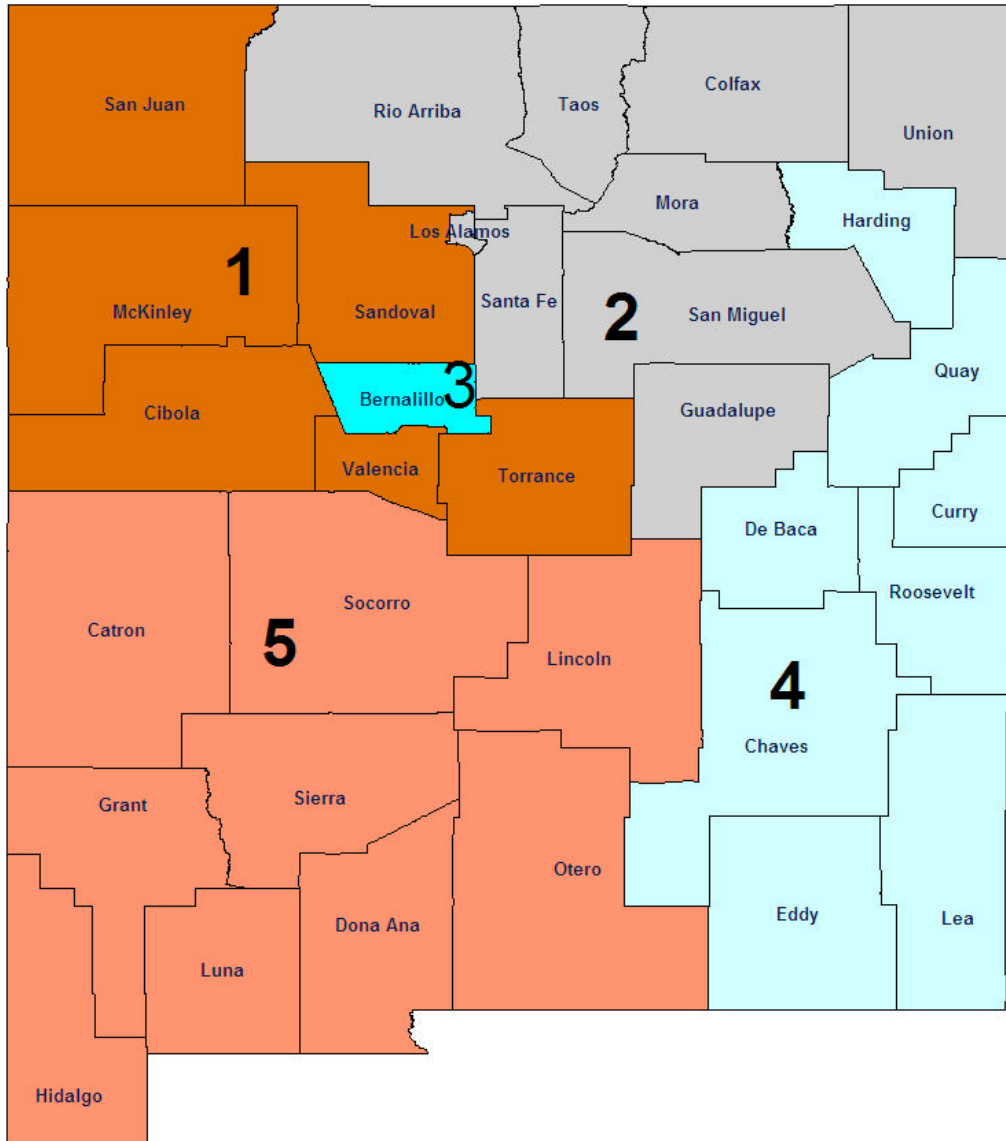


# Protective Services *360 Degrees* County Profiles

Protective Services Director's Office  
 (505) 827-8400 [www.cyfd.org](http://www.cyfd.org)



Angela Adams, Director  
 Maryellen Bearzi Administrative Deputy Director

Francine Anaya, Clinical Deputy Director  
 (505) 758-8871

**Region 1**

David Montoya (505) 867-2373

**Region 2**

Linda McNall (505) 827-7450

**Region 4**

Don Holden (505) 356-6688

**Region 5**

Nick Dagonos (505) 524-6400

Romaine Serna, Clinical Deputy Director  
 (505) 841-7800

**Region 3**

Lisa Madrid-Schleicher (505) 841-8400





## Protective Services Initiatives

## Children, Youth and Families

### Vision

The Children, Youth and Families Department partners with communities to strengthen families in New Mexico to be productive and self-sufficient.

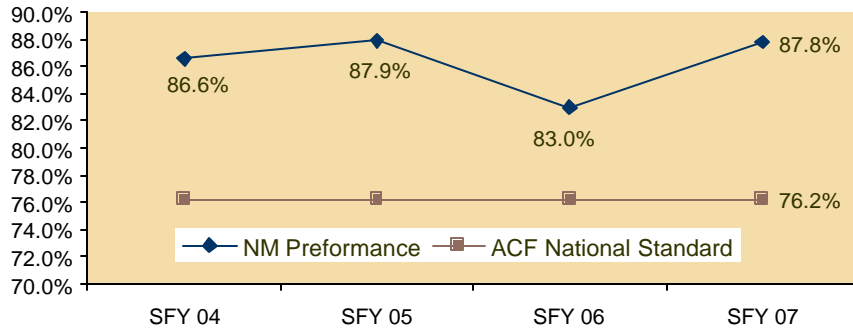
### Mission

CYFD believes in the strengths and resiliency of families who are our partners and for whom we advocate to enhance their safety and well-being. We respectfully serve and support children and families and supervise youth in responsive, community-based system of care that is client-centered, family-focused and culturally competent.

- To continue efforts ensuring timely response to reports of maltreatment, enhancing voluntary services to at risk families, providing safe homes for children in out-of-home care, and working with families to address the risk issues that contribute to child maltreatment
- To improve outcomes addressing the unique need of older youth in faster care in the areas of education, financial assistance and housing
- To enhance visitation with children in foster care through staff training, tracking mechanisms and quality assurance reviews
- To expand foster and adoptive family recruitment efforts to increasing the number of placement resources available for children needing homes
- To partner with the New Mexico Court Improvement Project and the courts to expedite permanency for children by reducing delays, minimizing the need for continuances, expediting appeals and enhancing the quality of representation
- To facilitate the active engagement of parents, foster parents and youth in case planning through Team Decision Making, adoption mediation, video conference and increasing the participation of incarcerated parents

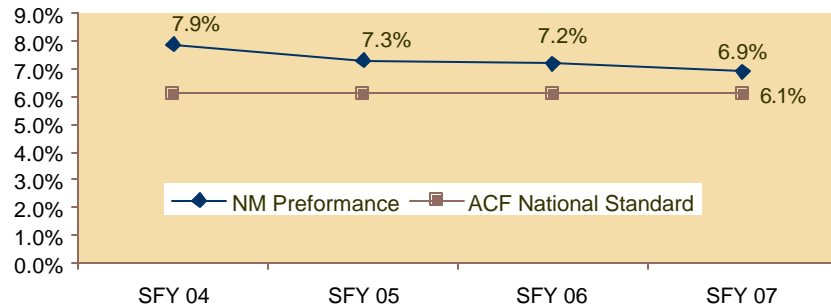


Children Reunified in Less than Twelve Months of Entry Into Care



Round 1 Federal National Standard = At or above 76.2%  
 New Mexico SFY 07 State Standard = At or above 76.2%  
 New Mexico SFY 08 State Standard = At or above 85.0%

Recurrence of Substantiated Maltreatment Within 6 Months of a previously substantiated report of Maltreatment

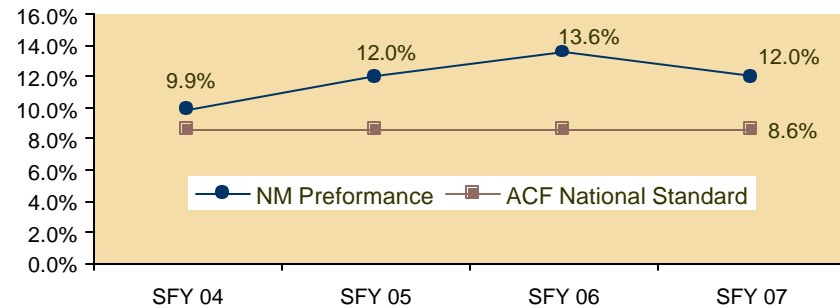


Round 1 Federal National Standard = No more than 6.1%  
 New Mexico SFY 07 Standard = No more than 7.5%  
 New Mexico SFY 08 Standard = No more than 7.0%

## Did You Know???

- Over the past several years New Mexico has consistently reunified children with their families, with the ratio of those reunified typically exceeding the national standard by around 10 percent. Some of this performance is directly attributed to the mechanism by which a large majority of children in New Mexico enter foster care - emergency custody, often referred to as a "48 hour hold".
- Reunification is a complex issue, involving not only determining when a child can return home, but also considering which children should come into care. It is important to realize that there may be a link between the measure for children reunified and the measures for: 1) recurrence of maltreatment within 6 months; and 2) children reentering care within 12 months.
- Because of increasingly complex health, behavioral, and economic needs, more children and families in the New Mexico child welfare system may require sustained interventions that extend beyond the 12 month time-frame of the reunification measure. This requires careful monitoring and balancing of cases to assure positive outcomes for children and families.

Children Reentering Care Within Twelve Months of a Prior Episode



Round 1 Federal National Standard = No More than 8.6%  
 New Mexico SFY 07 Standard = No Standard  
 New Mexico SFY 08 Standard = No Standard

# BERNALILLO EAST COUNTY (REGION 3/BRENNA DOTSON COUNTY MANAGER)

According to the US Census in 2005, Bernalillo County attained an overall population of 592,570 or 31.95% of the state's total population. There were 144,124 children in the county in 2005; this represents 28.16% of the state's total children under 18. While accounting for **28.16%** of the state's total children under 18, Bernalillo East County had **12.1%** of the state's total children in care as of June 30, 2007.

	Race and Ethnicity			
	Bernalillo <sup>1</sup>		Total Population <sup>2</sup>	
	Children Under 19 yrs	Children Under 19 yrs of Hispanic Origin	Bernalillo	New Mexico
Total Population	162,306	87,329	592,570	1,854,938
White	84.6%	93.6%	72.5%	66.8%
Black	3.8%	2.0%	2.8%	1.9%
American Indian or Alaskan Native	6.2%	2.1%	4.3%	9.5%
Asian	1.9%	0.5%	2.0%	1.1%
Native Hawaiian or Other Pacific Islander	0.1%	0.1%	20.0%	0.1%
Some other Race	3.3%	1.7%	14.9%	17.0%
Hispanic or Latino			44.3%	42.1%
Under 18 yrs			144,124	511,768
% of Families Living under the poverty Level			10.0%	14.5%

1. Source: U.S. Census Bureau, Population Division\Bureau of Business and Economic Research, Univ. of New Mexico.  
 2. Source: U.S. Census Bureau\State and County QuickFACTS

Children In Care End 06/30/07 Bernalillo East County		
HISPANIC	Yes	No
Percentage	48.2%	51.8%

RACE	Total	%
American Indian or Alaskan Native	36	12.9%
American Indian, Asian	1	0.4%
American Indian, Black	1	0.4%
American Indian, White	14	5.0%
Asian	1	0.4%
Asian, Black	3	1.1%
Black or African American	24	8.6%
Black, White	8	2.9%
Unable to Determine	3	1.1%
White	189	67.5%
<b>Total</b>	<b>280</b>	

## PROTECTIVE SERVICES REPORTS AND INVESTIGATIONS - QUARTER 4 SFY 07: APRIL - JUNE 2007

County	Accepted Reports	Investigations					
		Substantiated	Unsubstantiated	Total Invest.	County % of State Total Investigations	Number of Children Victims	Victim Rate <sup>1</sup> per 1,000 children
Bernalillo East	1,156	112 18.3%	499 81.7%	611	14.91%	163	8.1
Region Total	1,156	212 20.5%	951 81.8%	1,163	28.37%	293	8.1
State Total	3,905	1,055 27.2%	3,044 74.3%	4,099	100%	1,595	12.5

Note: Not all "accepted reports" result in investigations completed during the period under review.

1. For the quarterly 360 Degrees County Profiles Report this information is calculated by annualizing the quarterly data. For the SFY Annual 360 Degrees County Profiles Report this information is calculated

**HOW ARE WE DOING?** By comparing "total Investigations" for the quarter with "accepted reports" for the quarter, you can get a **sense** of work flow. To get a further sense of work flow, also review the cases with a "pending over 30 days" status and the case weight information.

# BERNALILLO EAST COUNTY (REGION 3/BRENNA DOTSON COUNTY MANAGER)

## CPS ALLEGATION TYPES OF CHILD MALTREATMENT - QUARTER 4 SFY 07: APRIL - JUNE 2007

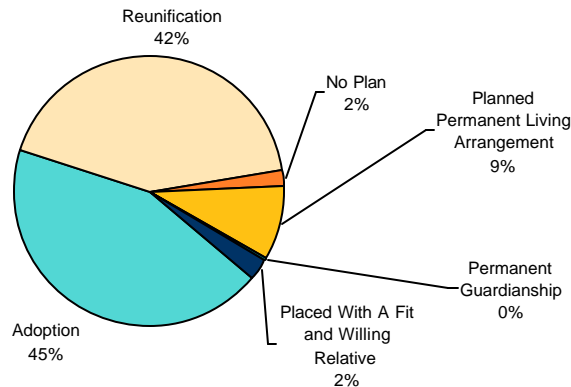
County	Physical Abuse				Sexual Abuse				Physical Neglect				Totals							
	Total	Substantiated	Unsubstantiated		Total	Substantiated	Unsubstantiated		Total	Substantiated	Unsubstantiated		Total	Substantiated	Unsubstantiated					
Bernalillo East	381	66	17.3%	315	82.7%	58	12	20.7%	46	79.3%	1,115	205	18.4%	910	81.6%	1,554	283	18.2%	1,271	81.8%
Region Totals	801	126	15.7%	675	84.3%	106	14	13.2%	92	86.8%	2,046	371	18.1%	1,675	81.9%	2,953	511	17.3%	2,442	82.7%
State Totals	2,844	547	19.2%	2,297	80.8%	386	65	16.8%	321	83.2%	7,809	1,985	25.4%	5,824	74.6%	11,039	2,597	23.5%	8,442	76.5%

Note: In every investigation there may be multiple allegations of maltreatment for one or more children. In counties with small populations, very small numbers in any category may render suspect any data collected during the period under review.

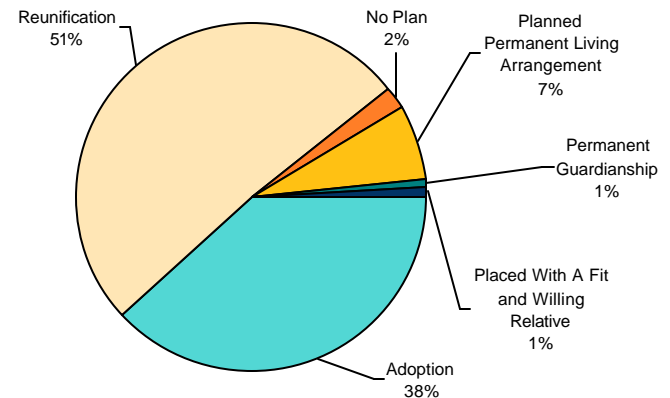
## PENDING INVESTIGATIONS : JUNE 2007

County	Reports Without An Investigation After 30 days		Pending Over 30 Days					Pending Less Than 30 Days			
	05/07	06/07	Baseline 11/04 Total	05/07 Total	06/07 Total	Priority Levels 06/07			Baseline 11/04 Total	05/07 Total	06/07 Total
						E	P1	P2			
Bernalillo East	1	1	458	262	264	37	47	180	178	188	119
Region Total	1	2	1,368	821	728	66	133	528	340	384	245
State Total	18	17	4,917	2,157	2,045	201	393	1,447	1,296	1,267	791

PERMANENCY PLAN GOALS OF CHILDREN IN CUSTODY  
BERNALILO EAST COUNTY  
AS OF JUNE 30, 2007




PERMANENCY PLAN GOALS OF CHILDREN IN CUSTODY  
NEW MEXICO  
AS OF JUNE 30, 2007



# BERNALILLO EAST COUNTY (REGION 3/BRENNA DOTSON COUNTY MANAGER)

## POINT IN TIME MEASURES: JUNE 30, 2007

County Bernalillo East	Number	% of State Total
NUMBER OF CHILDREN IN CARE	280	11.40%
NUMBER OF FOSTER CARE PROVIDERS (BERNALILLO)	198	20.80%
NUMBER OF ADOPTION PROVIDERS (BERNALILLO)	338	17.89%
NUMBER OF CHILDREN WITH A PLAN OF ADOPTION	125	5.32%
Permanent Plan Living Arrangement	25	1.06%



### ADOPTION AND ADOLESCENT RESOURCE TEAM –4TH QUARTER SFY 07

	ADOPTION MEASURES NOT ACHIEVED	Total Cases	Not Achieved as % of Total Cases
Bernalillo	1	423	0.2%
Region Total	1	423	0.2%
State Total*	98	2371	4.1%

### ADOPTION AND ADOLESCENT RESOURCE TEAM –4TH QUARTER SFY 07

	INDEPENDENT LIVING MEASURES NOT ACHIEVED	Total Cases	Not Achieved as % of Total Cases
Bernalillo	5	223	2.2%
Region Total	5	223	2.2%
State Total	69	1216	5.7%

### CHILDREN IN AN OUT OF HOME PLACEMENT FOR MORE THAN TEN DAYS WITH AN INITIAL EPSDT EXAMINATION 4TH QUARTER SFY07: APRIL - JUNE 2007

County	Children With Initial EPSDT Exam During Reporting Period		Children Without Initial EPSDT Exam During Reporting Period		Total Children in Out of Home Placement > Than 10 Days	Children with Initial EPSDT Within 30 Days	
	#	%	#	%	#	#	%
Bernalillo East	28	70.0%	12	30.0%	40	25	62.5%
Region Total	47	72.3%	18	27.7%	65	40	61.5%
State Totals	133	43.5%	173	56.5%	306	114	37.3%

Report counts all children entering care during the parameter period and remaining in care more than 10 days.

# BERNALILLO EAST COUNTY (REGION 3/BRENNA DOTSON COUNTY MANAGER)

## RECURRENCE OF SUBSTANTIATED MALTREATMENT WITHIN 6 MONTHS OF A PREVIOUSLY SUBSTANTIATED REPORT OF MALTREATMENT

County Bernalillo East	Total # of Maltreatment Victims	# With Recurrence	% With Recurrence
4th Qtr SFY07	121	8	6.6%
Region Total	220	19	8.6%
State Total	1176	92	7.8%

Round 1 Federal National Standard = No more than 6.1%  
 New Mexico SFY 07 Standard = No more than 7.5%  
 New Mexico SFY 08 Standard = No more than 7.0%

Note: SFY = State Fiscal Year. In New Mexico the State Fiscal year is July 1 through June 30 of the following year.

## CHILDREN MALTREATED IN FOSTER CARE (PERFORMANCE OVER 12 MONTHS)

County Bernalillo East	Total # of Children in Care	# Maltreated	% of Maltreated in Foster Care
4th Qtr SFY07	524	0	0.00%
Region Total	965	5	0.52%
State Total	4,770	42	0.88%

Round 1 Federal National Standard = No more than 0.57%  
 New Mexico SFY07 State Standard = No more than 0.90%  
 New Mexico SFY08 State Standard = No more than 0.57%

## CHILDREN REENTERING CARE WITHIN TWELVE MONTHS OF A PRIOR EPISODE

County Bernalillo East	Total Entering Care #	# Reentering Within 12 Months	% Reentering Within 12 Months
4th Qtr SFY07	99	16	16.2%
Region Total	149	19	12.8%
State Total	596	72	12.1%

Round 1 Federal National Standard = No More than 8.6%  
 New Mexico SFY 07 Standard = No Standard  
 New Mexico SFY 08 Standard = No Standard

## CHILDREN REUNIFIED IN LESS THAN TWELVE MONTHS OF ENTRY INTO CARE

County Bernalillo East	Total # Reunified	# Reunified less than 12 mos	% Reunified less than 12 mos
4th Qtr SFY07	52	46	88.5%
Region Total	78	71	91.0%
State Total	298	271	90.9%

Round 1 Federal National Standard = At or above 76.2%  
 New Mexico SFY 07 State Standard = At or above 76.2%  
 New Mexico SFY 08 State Standard = At or above 85.0%

## CHILDREN WITH A FINALIZED ADOPTION WITHIN 24 MONTHS OF ENTRY INTO CARE

County Bernalillo East	Total # Adopted	# <24 mos.	%<24 mos.
4th Qtr SFY07	16	2	12.5%
Region Total	25	6	24.0%
State Total	93	32	34.4%

Round 1 Federal National Standard = at least 32.0%  
 New Mexico SFY 07 Standard = At least 35.0%  
 New Mexico SFY 08 Standard = At least 34.0%

# BERNALILLO EAST COUNTY (REGION 3/BRENNA DOTSON COUNTY MANAGER)

## Protective Services Permanency Worker Case Weight Report <sup>1</sup> SM0904 June 2007

County	Number of Children in Custody As of 06/30/07 <sup>2</sup>	Number of Permanency Worker Positions 12/06	Number of Permanency Worker Positions Including New Positions As of 06/30/07	Number of Children per Permanency Worker As of 06/07	CWLA Recommended Permanency Worker-To - Child Ratio	
						12-15
Bernalillo East	280	19	19	14.7		
Region Total	525	37	37	14.2		
State Total	2,406	129.5	147.5	16.3		



Source: SM0904 June 2007 monthly report.

1. Includes FTE positions responsible for Permanency Planning

2. The number of children in care includes 131 children with "No Plan."

## Protective Services Investigation Worker Case Weight Report\* As of 12/31/06

County	# of PS Investigation Worker Positions		PS Accepted Reports			% of Increase/ Decrease in Investigations		Investigations per PS Investigation Worker				Two Year Average Investigation Worker Caseload Annual/Monthly	
	CY05	CY06	CY04	CY05	CY06	CY04/ CY05	CY05/ CY06	CY05 Avg per Yr	CY05 Ave Invest./ Mo	CY06 Avg per Yr	CY06 Ave Invest./ Mo	CY05/CY06	
	CWLA Recommended Investigation Worker-To - Child Ratio											12	
Bernalillo	38.0	39.0	5,631	5,048	4,407	-10.4%	-12.7%	132.8	11.1	113.0	9.4	122.9	10.2
Region Totals	38.0	39.0	5,631	5,048	4,407	-10.4%	-12.7%	132.8	11.1	113.0	9.4	122.9	10.2
Totals/Avg	122.0	133.0	18,655	17,550	15,678	-5.9%	-10.7%	143.9	12.0	117.9	9.8	130.9	10.9

Note: That the Investigation worker case weight report is updated annually at the end of each calendar year.



# BERNALILLO EAST COUNTY (REGION 3/BRENNA DOTSON COUNTY MANAGER)

## Current Placement of Children being Served by Protective Services as of June 30, 2007

County	Adoption		Foster Care	Independent Living	Institutional Care	IV E Guardianship/Tribal	Residential Treatment Care	Treatment Foster Care	Total
	Post Decree	Pre Decree							
<b>Bernalillo</b>	501	69	303	44	11	18	28	144	<b>1118</b>
Region Totals	501	69	303	44	11	18	28	144	1118
State Totals	3153	225	1550	216	100	188	50	296	5778

- Pre-Adoption: Children who are in an Adoptive family home and have an adoptive agreement signed and in effect.
- Foster Care: Children who are in the custody of the State and reside in an out-of-home setting. Foster Care may include Family Foster Care, Specialized Foster Care, Emergency Foster Care and Relative Home placements.
- Independent Living: Youth living independently and not residing in a traditional Foster Care placement. These children have a service type of maintenance, and can range from ages 16-21.
- Post Decree: Children whose families have met all requirements for adoption, including the final adoptive decree issued by the court.
- Institutional Care: Institutional Care may include Crisis Shelter, Emergency Shelter and Group Home placements.
- Title IV-E Guardianships: These children were part of the federally sponsored IV-E Waiver demonstration project. On-going Support provided by State General Fund resources.
- Title IV-E Tribal: For Native American children being served by their tribes. The tribes have joint power of agreements with the State. They receive foster care payment.
- Residential Treatment Care: Residential Treatment Care may include RTC JHACO Accredited and Non-Accredited placements.
- Treatment Foster Care: Treatment Foster Care serves those children in need of a high level of care to address behavioral health needs.

## Provider Payments - 4th Quarter SFY 07

County	Adoption Pmt	Foster Care Pmt	Independent Living Pmt	Institutional Care Pmt	IV E Guardianship/Tribal	Residential Treatment Pmt	Treatment Foster Care Pmt	County Total	Quarterly Total Incidental Payments
<b>Bernalillo</b>	\$1,043,610	\$625,684	\$68,248	\$7,089	\$32,199	\$8,471	\$248,060	\$2,033,361	\$435,852
Region Total	\$1,043,610	\$625,684	\$68,248	\$7,089	\$32,199	\$8,471	\$248,060	\$2,033,361	\$435,852
State Total	\$4,805,739	\$2,334,491	\$323,342	\$98,260	\$284,370	\$17,517	\$507,201	\$8,370,920	\$1,481,364

Note: Adoption Payments include both pre-adoption and post adoption.

# BERNALILLO WEST COUNTY (REGION 3/ANGELINA UNALE-HALE COUNTY MANAGER)

According to the US Census in 2005, Bernalillo County attained an overall population of 592,570 or 31.95% of the state's total population. There were 144,124 children in the county in 2005; this represents 28.16% of the state's total children under 18. While accounting for **28.16%** of the state's total children under 18, Bernalillo County had **8.9%** of the state's total children in care as of June 30, 2007.

	Race and Ethnicity			
	Bernalillo <sup>1</sup>		Total Population <sup>2</sup>	
	Children Under 19 yrs	Children Under 19 yrs of Hispanic Origin	Bernalillo	New Mexico
Total Population	162,306	87,329	592,570	1,854,938
White	84.6%	93.6%	72.5%	66.8%
Black	3.8%	2.0%	2.8%	1.9%
American Indian or Alaskan Native	6.2%	2.1%	4.3%	9.5%
Asian	1.9%	0.5%	2.0%	1.1%
Native Hawaiian or Other Pacific Islander	0.1%	0.1%	20.0%	0.1%
Some other Race	3.3%	1.7%	14.9%	17.0%
Hispanic or Latino			44.3%	42.1%
Under 18 yrs			144,124	511,768
% of Families Living under the poverty Level			10.0%	14.5%

1. Source: U.S. Census Bureau, Population Division\Bureau of Business and Economic Research, Univ. of New Mexico.  
 2. Source: U.S. Census Bureau\State and County QuickFACTS

Children In Care End 06/30/07 Bernalillo West County		
HISPANIC	Yes	No
Percentage	64.9%	35.1%
RACE	Total	%
American Indian or Alaskan Native	9	3.8%
American Indian, Black	3	1.3%
American Indian, White	18	7.5%
Black or African American	16	6.7%
Black, Pacific Islander	1	0.4%
Black, White	2	0.8%
White	190	79.5%
<b>Total</b>	<b>239</b>	

## PROTECTIVE SERVICES REPORTS AND INVESTIGATIONS - QUARTER 4 SFY 07: APRIL - JUNE 2007

County	Accepted Reports	Investigations						County % of State Total Investigations	Number of Children Victims	Victim Rate <sup>1</sup> per 1,000 children
		Substantiated		Unsubstantiated		Total Invest.				
<b>Bernalillo West</b>	1,156	100	18.1%	452	81.9%	552	13.47%	130	8.1	
<b>Region Total</b>	<b>1,156</b>	<b>212</b>	<b>20.5%</b>	<b>951</b>	<b>81.8%</b>	<b>1,163</b>	<b>28.37%</b>	<b>293</b>	<b>8.1</b>	
<b>State Total</b>	<b>3,905</b>	<b>1,055</b>	<b>27.2%</b>	<b>3,044</b>	<b>74.3%</b>	<b>4,099</b>	<b>100%</b>	<b>1,595</b>	<b>12.5</b>	

Note: Not all "accepted reports" result in investigations completed during the period under review.

1. For the quarterly 360 Degrees County Profiles Report this information is calculated by annualizing the quarterly data. For the SFY Annual 360 Degrees County Profiles Report this information is calculated

**HOW ARE WE DOING?** By comparing "total Investigations" for the quarter with "accepted reports" for the quarter, you can get a **sense** of work flow. To get a further sense of work flow, also review the cases with a "pending over 30 days" status and the case weight information.

# BERNALILLO WEST COUNTY (REGION 3/ANGELINA UNALE-HALE COUNTY MANAGER)

## CPS ALLEGATION TYPES OF CHILD MALTREATMENT - QUARTER 4 SFY 07: APRIL - JUNE 2007

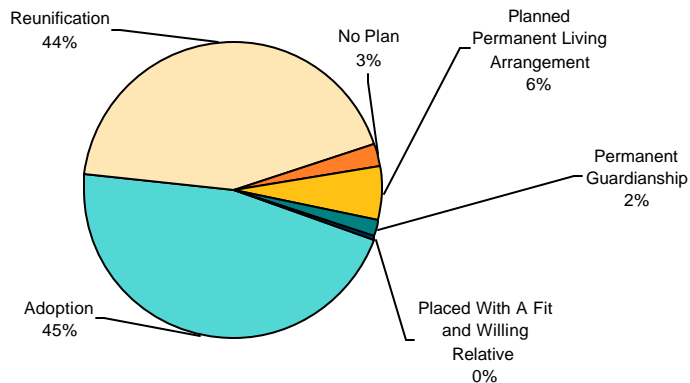
County	Physical Abuse					Sexual Abuse					Physical Neglect					Totals				
	Total	Substantiated	Unsubstantiated	Total	Substantiated	Unsubstantiated	Total	Substantiated	Unsubstantiated	Total	Substantiated	Unsubstantiated	Total	Substantiated	Unsubstantiated					
Bernalillo West	420	60	14.3%	360	85.7%	48	2	4.2%	46	95.8%	931	166	17.8%	765	82.2%	1,399	228	16.3%	1,171	83.7%
Region Totals	801	126	15.7%	675	84.3%	106	14	13.2%	92	86.8%	2,046	371	18.1%	1,675	81.9%	2,953	511	17.3%	2,442	82.7%
State Totals	2,844	547	19.2%	2,297	80.8%	386	65	16.8%	321	83.2%	7,809	1,985	25.4%	5,824	74.6%	11,039	2,597	23.5%	8,442	76.5%

Note: In every investigation there may be multiple allegations of maltreatment for one or more children. In counties with small populations, very small numbers in any category may render suspect any data collected during the period under review.

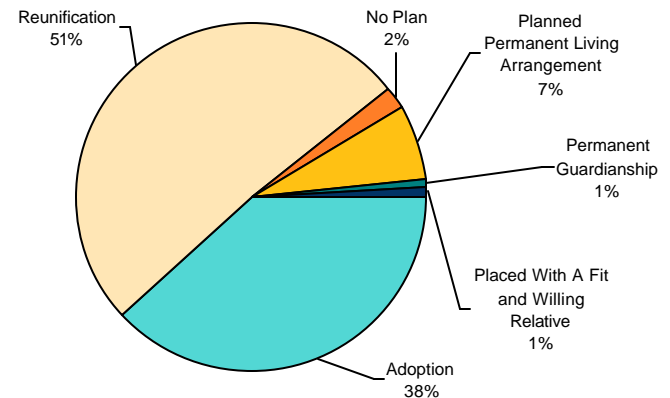
## PENDING INVESTIGATIONS : JUNE 2007

County	Reports Without An Investigation After 30 days		Pending Over 30 Days					Pending Less Than 30 Days			
	05/07	06/07	Baseline 11/04 Total	05/07 Total	06/07 Total	Priority Levels 06/07			Baseline 11/04 Total	05/07 Total	06/07 Total
						E	P1	P2			
Bernalillo West	0	1	910	559	464	29	86	348	162	196	126
Region Total	1	2	1,368	821	728	66	133	528	340	384	245
State Total	18	17	4,917	2,157	2,045	201	393	1,447	1,296	1,267	791

PERMANENCY PLAN GOALS OF CHILDREN IN CUSTODY  
BERNALILLO WEST COUNTY  
AS OF JUNE 30, 2007




PERMANENCY PLAN GOALS OF CHILDREN IN CUSTODY  
NEW MEXICO  
AS OF JUNE 30, 2007



# BERNALILLO WEST COUNTY (REGION 3/ANGELINA UNALE-HALE COUNTY MANAGER)

## POINT IN TIME MEASURES: JUNE 30, 2007

County Bernalillo West	Number	% of State Total
NUMBER OF CHILDREN IN CARE	239	9.73%
NUMBER OF FOSTER CARE PROVIDERS (BERNALILLO)	198	20.80%
NUMBER OF ADOPTION PROVIDERS (BERNALILLO)	338	17.89%
NUMBER OF CHILDREN WITH A PLAN OF ADOPTION	110	4.68%
Permanent Plan Living Arrangement	14	0.60%



### ADOPTION AND ADOLESCENT RESOURCE TEAM –4TH QUARTER SFY 07

	ADOPTION MEASURES NOT ACHIEVED	Total Cases	Not Achieved as % of Total Cases
Bernalillo	1	423	0.2%
Region Total	1	423	0.2%
State Total	98	2371	4.1%

### ADOPTION AND ADOLESCENT RESOURCE TEAM –4TH QUARTER SFY 07

	INDEPENDENT LIVING MEASURES NOT ACHIEVED	Total Cases	Not Achieved as % of Total Cases
Bernalillo	5	223	2.2%
Region Total	5	223	2.2%
State Total	69	1216	5.7%

### CHILDREN IN AN OUT OF HOME PLACEMENT FOR MORE THAN TEN DAYS WITH AN INITIAL EPSDT EXAMINATION 4TH QUARTER SFY07: APRIL - JUNE 2007

County	Children With Initial EPSDT Exam During Reporting Period		Children Without Initial EPSDT Exam During Reporting Period		Total Children in Out of Home Placement > Than 10 Days	Children with Initial EPSDT Within 30 Days	
	#	%	#	%	#	#	%
Bernalillo West	19	76.0%	6	24.0%	25	15	60.0%
Region Total	47	72.3%	18	27.7%	65	40	61.5%
State Totals	133	43.5%	173	56.5%	306	114	37.3%

Report counts all children entering care during the parameter period and remaining in care more than 10 days.

# BERNALILLO WEST COUNTY (REGION 3/ANGELINA UNALE-HALE COUNTY MANAGER)

## RECURRENCE OF SUBSTANTIATED MALTREATMENT WITHIN 6 MONTHS OF A PREVIOUSLY SUBSTANTIATED REPORT OF MALTREATMENT

County Bernalillo West	Total # of Maltreatment Victims	# With Recurrence	% With Recurrence
4th Qtr SFY07	99	11	11.1%
Region Total	220	19	8.6%
State Total	1176	92	7.8%

Round 1 Federal National Standard = No more than 6.1%  
 New Mexico SFY 07 Standard = No more than 7.5%  
 New Mexico SFY 08 Standard = No more than 7.0%

Note: SFY = State Fiscal Year. In New Mexico the State Fiscal year is July 1 through June 30 of the following year.

## CHILDREN MALTREATED IN FOSTER CARE (PERFORMANCE OVER 12 MONTHS)

County Bernalillo West	Total # of Children in Care	# Maltreated	% of Maltreated in Foster Care
4th Qtr SFY07	441	5	1.13%
Region Total	965	5	0.52%
State Total	4,770	42	0.88%

Round 1 Federal National Standard = No more than 0.57%  
 New Mexico SFY07 State Standard = No more than 0.90%  
 New Mexico SFY08 State Standard = No more than 0.57%

## CHILDREN REENTERING CARE WITHIN TWELVE MONTHS OF A PRIOR EPISODE

County Bernalillo West	Total Entering Care #	# Reentering Within 12 Months	% Reentering Within 12 Months
4th Qtr SFY07	50	3	6.0%
Region Total	149	19	12.8%
State Total	596	72	12.1%

Round 1 Federal National Standard = No More than 8.6%  
 New Mexico SFY 07 Standard = No Standard  
 New Mexico SFY 08 Standard = No Standard

## CHILDREN REUNIFIED IN LESS THAN TWELVE MONTHS OF ENTRY INTO CARE

County Bernalillo West	Total # Reunified	# Reunified less than 12 mos	% Reunified less than 12 mos
4th Qtr SFY07	26	25	96.2%
Region Total	78	71	91.0%
State Total	298	271	90.9%

Round 1 Federal National Standard = At or above 76.2%  
 New Mexico SFY 07 State Standard = At or above 76.2%  
 New Mexico SFY 08 State Standard = At or above 85.0%

## CHILDREN WITH A FINALIZED ADOPTION WITHIN 24 MONTHS OF ENTRY INTO CARE

County Bernalillo West	Total # Adopted	# <24 mos.	%<24 mos.
4th Qtr SFY07	9	4	44.4%
Region Total	25	6	24.0%
State Total	93	32	34.4%

Round 1 Federal National Standard = at least 32.0%  
 New Mexico SFY 07 Standard = At least 35.0%  
 New Mexico SFY 08 Standard = At least 34.0%

# BERNALILLO WEST COUNTY (REGION 3/ANGELINA UNALE-HALE COUNTY MANAGER)

## Protective Services Permanency Worker Case Weight Report <sup>1</sup> SM0904 June 2007

County	Number of Children in Custody As of 06/30/07 <sup>2</sup>	Number of Permanency Worker Positions 12/06	Number of Permanency Worker Positions Including New Positions As of 06/30/07	Number of Children per Permanency Worker As of 06/07
<b>CWLA Recommended Permanency Worker-To - Child Ratio</b>				<b>12-15</b>
Bernalillo West	245	18	18	13.6
Region Total	525	37	37	14.2
State Total	2,406	129.5	147.5	16.3



Source: SM0904 June 2007 monthly report.

1. Includes FTE positions responsible for Permanency Planning

2. The number of children in care includes 131 children with "No Plan."

## Protective Services Investigation Worker Case Weight Report\* As of 12/31/06

County	# of PS Investigation Worker Positions		PS Accepted Reports			% of Increase/ Decrease in Investigations		Investigations per PS Investigation Worker				Two Year Average Investigation Worker Caseload Annual/Monthly	
	CY05	CY06	CY04	CY05	CY06	CY04/ CY05	CY05/ CY06	CY05 Avg per Yr	CY05 Ave Invest./ Mo	CY06 Avg per Yr	CY06 Ave Invest./ Mo	CY05/CY06	
<b>CWLA Recommended Investigation Worker-To - Child Ratio</b>												<b>12</b>	
Bernalillo	38.0	39.0	5,631	5,048	4,407	-10.4%	-12.7%	132.8	11.1	113.0	9.4	122.9	10.2
Region Totals	38.0	39.0	5,631	5,048	4,407	-10.4%	-12.7%	132.8	11.1	113.0	9.4	122.9	10.2
Totals/Avgs	122.0	133.0	18,655	17,550	15,678	-5.9%	-10.7%	143.9	12.0	117.9	9.8	130.9	10.9

Note: That the Investigation worker case weight report is updated annually at the end of each calendar year.

# BERNALILLO WEST COUNTY (REGION 3/ANGELINA UNALE-HALE COUNTY MANAGER)

## Current Placement of Children being Served by Protective Services as of June 30, 2007

County	Adoption		Foster Care	Independent Living	Institutional Care	IV E Guardianship/Tribal	Residential Treatment Care	Treatment Foster Care	Total
	Post Decree	Pre Decree							
<b>Bernalillo</b>	501	69	303	44	11	18	28	144	<b>1118</b>
Region Totals	501	69	303	44	11	18	28	144	1118
State Totals	3153	225	1550	216	100	188	50	296	5778

- Pre-Adoption: Children who are in an Adoptive family home and have an adoptive agreement signed and in effect.
- Foster Care: Children who are in the custody of the State and reside in an out-of-home setting. Foster Care may include Family Foster Care, Specialized Foster Care, Emergency Foster Care and Relative Home placements.
- Independent Living: Youth living independently and not residing in a traditional Foster Care placement. These children have a service type of maintenance, and can range from ages 16-21.
- Post Decree: Children whose families have met all requirements for adoption, including the final adoptive decree issued by the court.
- Institutional Care: Institutional Care may include Crisis Shelter, Emergency Shelter and Group Home placements.
- Title IV-E Guardianships: These children were part of the federally sponsored IV-E Waiver demonstration project. On-going Support provided by State General Fund resources.
- Title IV-E Tribal: For Native American children being served by their tribes. The tribes have joint power of agreements with the State. They receive foster care payment.
- Residential Treatment Care: Residential Treatment Care may include RTC JHACO Accredited and Non-Accredited placements.
- Treatment Foster Care: Treatment Foster Care serves those children in need of a high level of care to address behavioral health needs.

## Provider Payments - 4th Quarter SFY 07

County	Adoption Pmt	Foster Care Pmt	Independent Living Pmt	Institutional Care Pmt	IV E Guardianship/Tribal	Residential Treatment Pmt	Treatment Foster Care Pmt	County Total	Quarterly Total Incidental Payments
<b>Bernalillo</b>	\$1,043,610	\$625,684	\$68,248	\$7,089	\$32,199	\$8,471	\$248,060	\$2,033,361	\$435,852
Region Total	\$1,043,610	\$625,684	\$68,248	\$7,089	\$32,199	\$8,471	\$248,060	\$2,033,361	\$435,852
State Total	\$4,805,739	\$2,334,491	\$323,342	\$98,260	\$284,370	\$17,517	\$507,201	\$8,370,920	\$1,481,364

Note: Adoption Payments include both pre-adoption and post adoption.